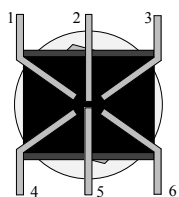
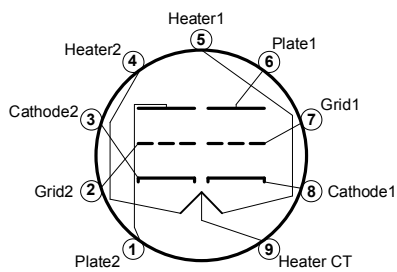
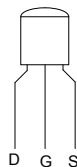


DPDT Foot Switch



BS170
N-Channel
MOSFET



V1 (12AX7) BASING DIAGRAM

BOLD = DC measurement at maximum gain
PLAIN = DC measurement at minimum gain

**Diodes are there to protect the MOSFET from static and accidental reverse polarity.*

MODTM

www.modkitsdiy.com
 Copyright © 2010 by modkitsdiy.com

**"The Persuader" (K-930)
 Schematic**